



BETON STOP H 70cm (27.56")

BETON STOP® Plastic Concrete Forms (PDCF's) is an ancillary element for the CUPOLEX® forms that are stay-in-place forms to create unreinforced or reinforced aerated concrete slabs on grade. Concrete is poured over the modular dome forms to create floating or structural slabs on grade with an under slab void that can be vented to remove moisture, gases or provide solutions for various sustainable construction applications - uses less concrete and reinforcing than a standard slab with equivalent load bearing capacity.

BETON STOP® is a form for closing the side openings of the CUPOLEX® forms. BETON STOP® compensates the required dimensions different from those obtained by using the CUPOLEX® module, with no need to cut the CUPOLEX® units therefore the CUPOLEX® aerated floor will be suitable for all project dimensions eliminating and eliminate any waste.



Applications

- Radon & Soil Gas (VI) Mitigation
- Alternative to Structural Fill
- Structural Slab Foundations
- Concrete Slab on Grade
- Concrete Structural Supported Slabs
- Concrete Pavements and Roads
- Pavements for Creating Soil Cells
- Replacing Gravel Drainage Layers
- Replacing Vapor Barriers & Liners
- Concrete Water Detention Tanks
- Water Infiltration Tanks
- Solution for Structural Weight Limits
- Refrigeration & Freezer Floors
- Building Green With LEED
- Challenging & Expansive Soils
- Concrete Crawl Space Floors
- Technical/Electrical Sub Floors
- Acoustical Floors



Advantages

- The use of Beton Stop allows you to place monolithic slab foundations and Aerated Floors avoiding formwork or trenching of interior beams and footings.
 - The corrugated shape enables to adapt the slab to any dimension on plan, allowing adjustment with a step of 5.5 cm, and compensate for all the measures of the project areas different from those obtainable with Cupolex module 56 or 71 (for heights from 55 to 70 cm)
 - Eliminating the cutting of Cupolex
 - Eliminates waste
 - Allows the passage of vent transfer pipes with the pre-scored hole on sides
 - Saves money and time
- Made exclusively from recycled polypropylene

Installation

Determine the plan dimension of the area and divide by 56 cm (22"), the dimension of the Cupolex unit. This will provide the number of Cupolex units required for both length and width of area. Subtract the length of the Cupolex unit measure from the total length and width of area respectively will provide you the value of the perimeter dimension remaining to cover with Beton Stop.

Example:

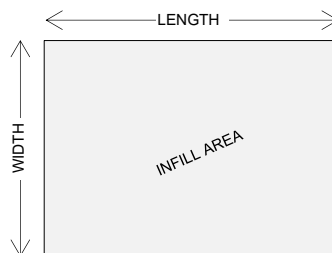
Length: 470cm
Width: 360cm

Length

$470 \div 56 = 8.40 \Rightarrow 8$ Cupolex
 $470 - (8 \times 56) = 22$ cm

Width

$360 \div 56 = 6.43 \Rightarrow 6$ Cupolex
 $360 - (6 \times 56) = 24$ cm



Installation


Install the first Beton Stop unit horizontally and the first Beton Stop unit vertically starting from the top left corner. Install first Cupolex on Beton Stop in the groove corresponding to the required length, calculating the cover in both directions, half of the perimeter band not covered by the entire Cupolex elements.

Continue installing Beton Stop horizontally and Cupolex on the first horizontal row.

Before laying the last Cupolex unit on the first horizontal row, install the Beton Stop, and then install the missing final Cupolex to complete the front row.

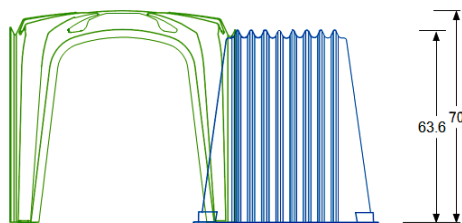
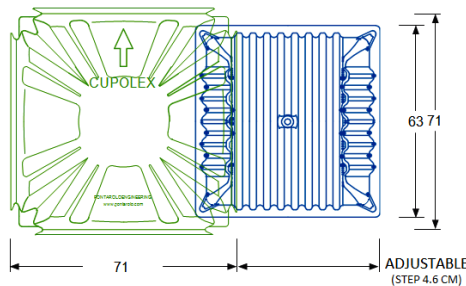
Continue installing Beton Stop and Cupolex along the vertical left side.

Continue completing the installation Cupolex from left to right and from top to bottom.



Product Data

Made from 100% recycled Polypropylene (PP) plastic, the BETON STOP® forms for CUPOLEX® provide the maximum performance and guarantees superior characteristics of stability and resistance in its structure to allow operations that are completed directly above the plastic elements before and during the placement of the concrete. BETON STOP® Forms are molded in a variety of depths respective to the CUPOLEX® unit heights.



Storage & Handling

- All products are delivered on heat treated wood pallets with polythene wrapping
- Handle BETON STOP® with safety gloves and safety glasses
- Avoid impact
- Avoid tipping BETON STOP® pallets
- See specific instructions for installing product in temperatures below 0°C or above 35°C.
- BETON STOP® waste can be completely recycled.

Packaging

BETON STOP® is packaged on heat treated wood pallets wrapped with cellophane and certified for international shipping.

Pallet Dimension: 1.2m x 1.2m x h 2.0m (4' X 4' X h 6.5')

No. Of Units per Pallet: 300

Weight per Unit: 3.27kg (7.21Lbs)

Total Weight per Pallet: 981kg (2,163Lbs)

Material

Made from 100% recycled Polypropylene (PP) plastic. The forms provide the maximum performance and guarantees superior characteristics of stability and resistance in its structure to allow operations that are completed directly above the plastic BETON STOP® elements before and during the placement of the concrete.

Issued 01/16

Consistent with manufacturer Pontarolo Engineering's policy of continued research and development, we reserve the right to modify or update the information contained in this or any other material published by Pontarolo Engineering®. The onus remains on the user of CUPOLEX® to obtain the most recent information available. Because Pontarolo Engineering® has no control over the installation, workmanship, accessory materials or conditions of application, no responsibility or expressed or implied warranty, either as to merchantability or fitness for a particular purpose, is made as to the performance or results of an installation using CUPOLEX® Forms, except that the physical characteristics of CUPOLEX® Forms shall meet or exceed the specifications published by Pontarolo Engineering®.

Cupolex®, Beton Stop®, Pontex®, Cupolex Windi®, Cupolex Rialto®, Cupolex Building Systems®, and any other marks, drawing or symbols identifying products and/or services of Cupolex Building Systems are trademarks of Pontarolo Engineering Inc.

